

ROAD MAP



REV. 02, SEPTEMBER 2022



WARNING

This Road Map does not replace the QUATTRO™ Manual nor releases the user from the obligation to comply with the contents of the QUATTRO™ Manual.



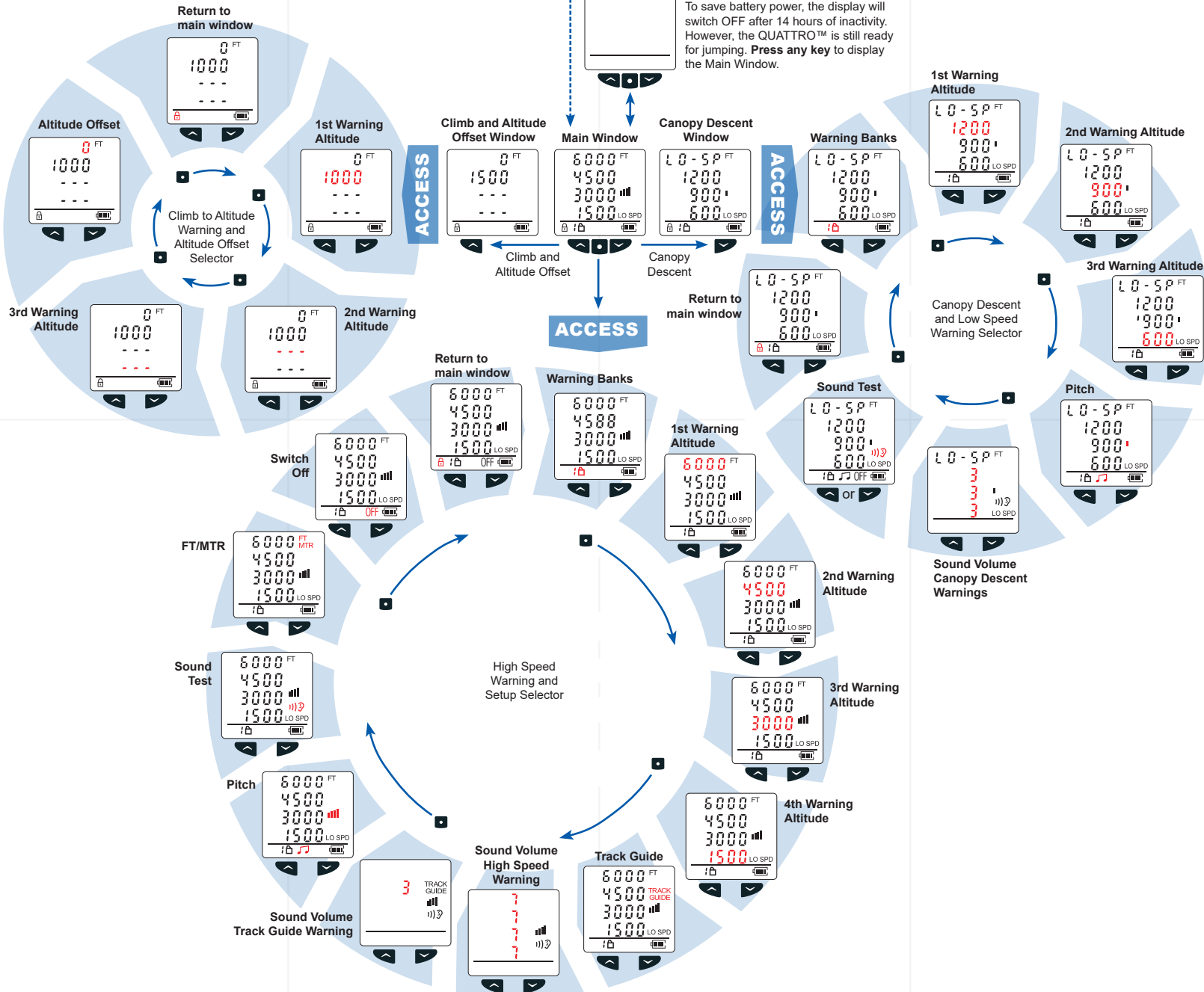
Visit lbaltimeters.com for manual and support

Instructional videos and YouTube channel

ACCESS

- 1 Press and release the **mode** button – the lock icon turns off
- 2 When the lock icon reappears, immediately **press and hold** the **mode** button – the lock icon turns off again
- 3 When the lock icon appears again, **release** the **mode** button . – The QUATTRO™ is now in **ACCESS** mode.

Note: The QUATTRO™ exits ACCESS and returns to the Main Window if no button has been pressed within 5 seconds. ALL functions (except Power ON) can be performed ONLY when the QUATTRO™ is in ACCESS mode.

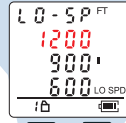


The QUATTRO™ has been powered OFF prior to shipping from our factory. To turn the **power ON**, press and hold any key until the unit beeps, then release the key.




To save battery power, the display will switch OFF after 14 hours of inactivity. However, the QUATTRO™ is still ready for jumping. **Press any key** to display the Main Window.

1st Warning Altitude



2nd Warning Altitude



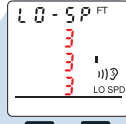
3rd Warning Altitude



Canopy Descent and Low Speed Warning Selector



Sound Volume Canopy Descent Warnings



Sound Volume Canopy Descent Warnings

